

EOS NickelAlloy IN718
Material Data Sheet

EOS NickelAlloy IN718

High Temperature Strength and Corrosion Resistance

EOS NickelAlloy IN718 is a precipitation-hardening nickel-chromium alloy that is characterized by having good tensile, fatigue, creep and rupture strength at temperatures up to 700 °C (1 290 °F). Parts built from EOS NickelAlloy IN718 can be easily post-hardened by precipitation-hardening heat treatments.

Main Characteristics:

- Good tensile, fatigue, creep and rupture strength at temperatures up to 700 °C (1 290 °F)
- Parts are easily precipitation hardened
- Parts can be machined, spark-eroded, welded, micro shot-peened, polished and coated in both as-built and age-hardened states

Typical Applications:

- Gas turbine components
- Instrumentation parts
- Power industry parts
- Process industry parts

The EOS Quality Triangle

EOS uses an approach that is unique in the AM industry, taking each of the three central technical elements of the production process into account: the system, the material and the process. The data resulting from each combination is assigned a Technology Readiness Level (TRL) which makes the expected performance and production capability of the solution transparent.

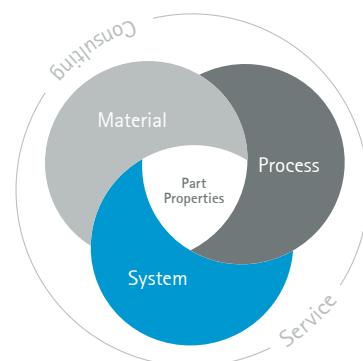
EOS incorporates these TRLs into the following two categories:

- Premium products (TRL 7-9): offer

highly validated data, proven capability and reproducible part properties.

- Core products (TRL 3 and 5): enable early customer access to newest technology still under development and are therefore less mature with less data.

All of the data stated in this material data sheet is produced according to EOS Quality Management System and international standards.



Powder Properties

The chemical composition of EOS NickelAlloy IN718 is in compliance with UNS N07718, AMS 5662, AMS 5664, W.Nr 2.4668, DIN NiCr19Fe19NbMo3.


Powder chemical composition (wt.-%)

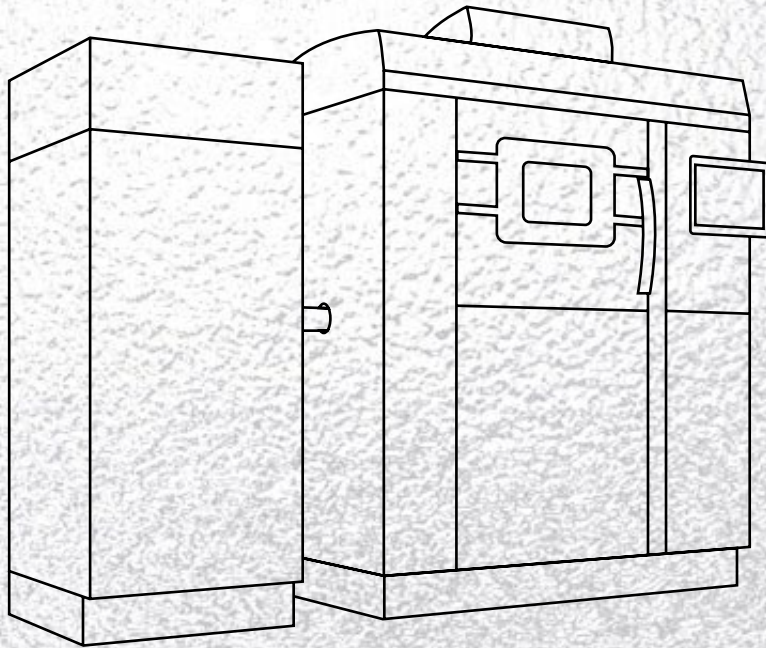
Element	Min.	Max.
Fe	Rem.	
Ni	50.00	55.00
Cr	17.00	21.00
Nb	4.75	5.50
Mo	2.80	3.30
Ti	0.65	1.15
Al	0.20	0.80
Co	-	1.00
Cu	-	0.30
Si	-	0.35
Mn	-	0.35
Ta	-	0.05
C	-	0.08
S	-	0.015
P	-	0.015
B	-	0.006
Pb	-	0.0005
Se	-	0.0020
Bi	-	0.00003

Powder particle size

Generic particle size distribution	20-55 µm
------------------------------------	----------

SEM picture of EOS NickelAlloy IN718 powder.





EOS NickelAlloy IN718 for EOS M 290 | 40 μm

Process Information
Heat Treatment
Physical Part Properties
Mechanical Properties
Additional Data

EOS NickelAlloy IN718 for EOS M 290 | 40 µm Process Information

System set-up	EOS M 290
EOS material set	IN718 Performance 2.0
EOSPAR name	IN718_040_PerformanceM291_2xx
Software requirements	EOSPRINT 1.7 or newer, EOSPRINT 2.6 or newer, EOSYSTEM 2.9 or newer
Powder part no.	9011-0020
Recoater blade	EOS HSS Blade
Nozzle	EOS Grid Nozzle
Inert gas	Argon
Sieve	63 µm

Additional information

Layer thickness	40 µm
Volume rate	4.2 mm ³ /s
Min. wall thickness	Typical 0.3 - 0.4 mm

Heat Treatment

Heat treatment procedure conform to Aerospace Material Specification AMS 2774 and AMS 5662. As manufactured microstructure for additively manufactured IN718 consists of gamma phase (γ). Heat treatment for IN718 is required to produce desired microstructure and part properties (gamma double prime precipitates, γ''). Heat treatment is also used to relieve stresses.

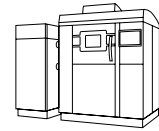
Step 1:

Solution Annealing: hold at 954 °C (1 750 °F) for 1 hour per 25 mm (0.98 inch) of thickness, air (/argon) cool

Step 2:

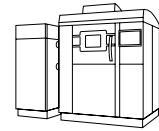
Ageing Treatment: hold at 718 °C (1 325 °F) 8 hours, furnace cool to 621 °C (1 150 °F) and hold at 621 °C (1 150 °F) for total precipitation time of 18 hours, air (/argon) cool

Chemical and Physical Properties of Parts



*Heat treated microstructure.
Etched according to
ASTM E407-07.*

Defects	Result	Number of samples
Average defect percentage	0.03 %	10
Density, ISO3369	Result	Number of samples
Average density	min 8.15 g/cm ³	10



Mechanical Properties in Heat Treated State

Tensile properties heat treated
(acc. AMS 2774 and AMS 5662)

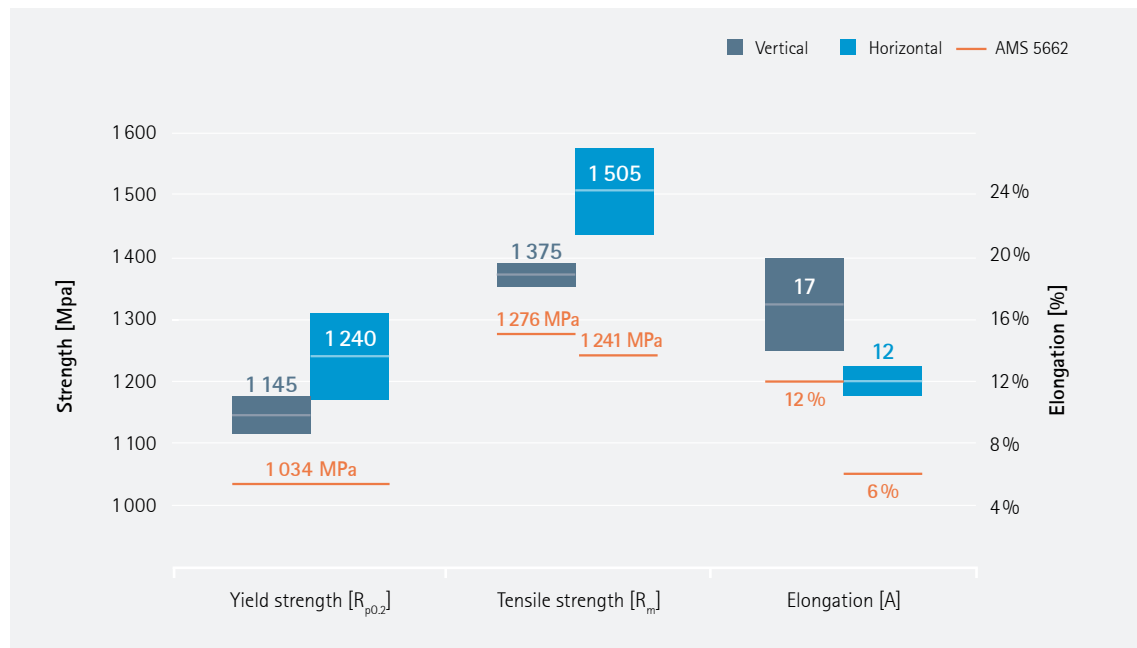
	Yield strength $R_{p0.2}$ [MPa]	Tensile strength R_m [MPa]	Elongation at break A [%]	Number of samples
Vertical	1 145	1 375	17	54
Horizontal	1 240	1 505	12	26

Hardness as per ISO 6508-1

Hardness, HRC	47
Number of samples	45

Hardness as per DIN EN ISO 6506-1:2014

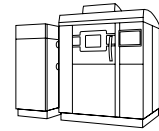
Hardness, HB	466
Number of samples	10



* T90: Tolerance intervals provide upper and lower bounds where 90 % of the population falls with 95 % confidence. Tolerance intervals are based on validation data / QA statistics and are not directly transferrable to other systems.

Tensile properties as manufactured

	Yield strength $R_{p0.2}$ [MPa]	Tensile strength R_m [MPa]	Elongation at break A [%]	Number of samples
Vertical	650	970	32	41
Horizontal	800	1 090	25	36



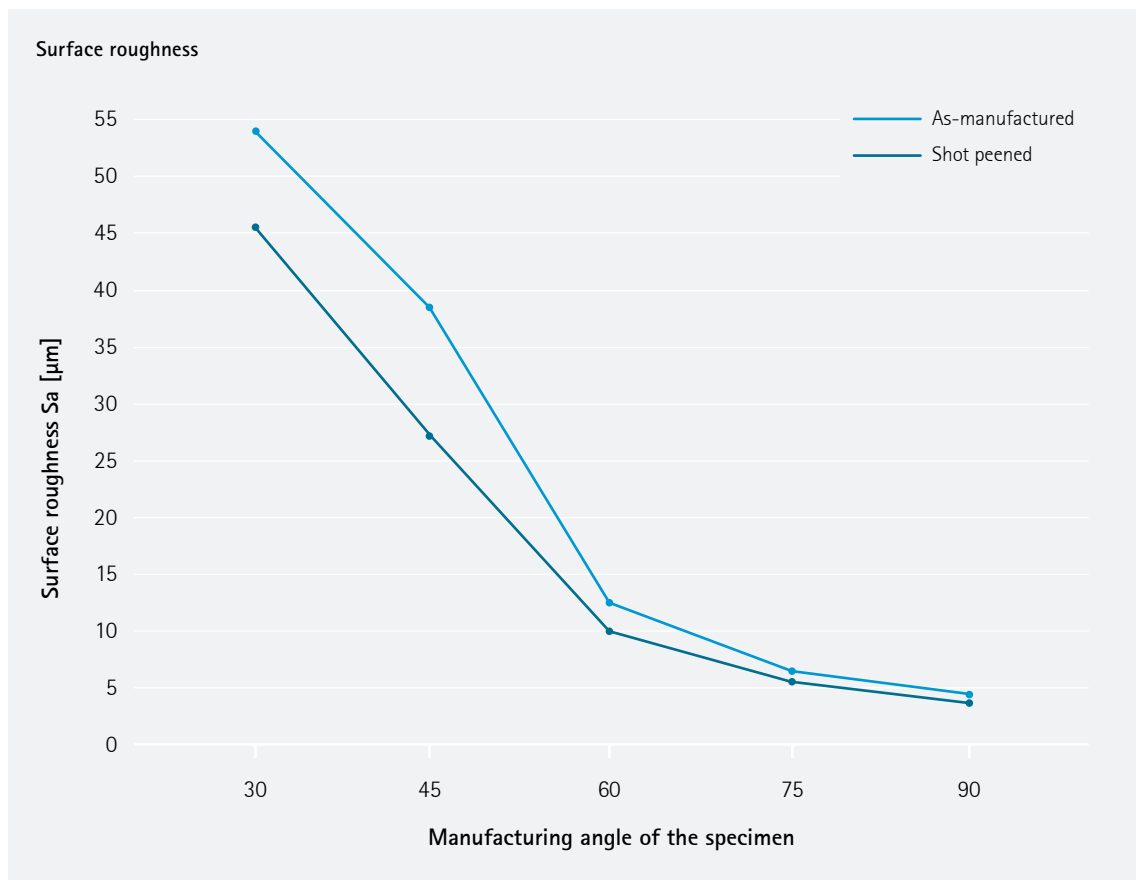
Additional Data

Coefficient of Thermal Expansion ASTM E228-17

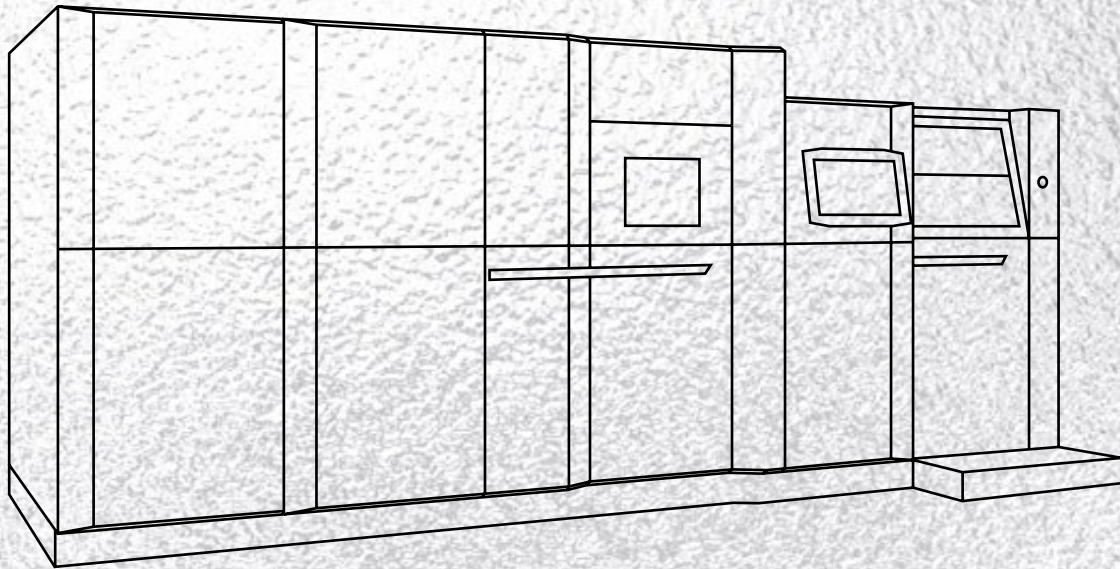
Temperature	25-100 °C	25-200 °C	25-300 °C	25-400 °C	25-500 °C	25-600 °C	25-700 °C
CTE	13.1*10 ⁻⁶ /K	13.7*10 ⁻⁶ /K	14.1*10 ⁻⁶ /K	14.4*10 ⁻⁶ /K	14.7*10 ⁻⁶ /K	15.0*10 ⁻⁶ /K	15.5*10 ⁻⁶ /K

Surface Roughness

Horizontal surface	As-manufactured Sa 4.5 µm	Shot Peened Sa 3.8 µm
Vertical and angled surfaces according to figure		



The surface quality was characterized by optical measurement method according to internal procedure. The 90 degree angle corresponds to vertical surface.



EOS NickelAlloy IN718 for EOS M 300-4 | 40 μm

Process Information
Heat Treatment
Physical Part Properties
Mechanical Properties

EOS NickelAlloy IN718 for EOS M 300-4 | 40 µm Process Information

System set-up	EOS M 300-4
EOS material set	IN718 40µm M300-4
EOSPAR name	IN718_040_CoreM304 1.X
Software requirements	EOSPRINT 2.9 or newer, EOSYSTEM 2.12 or newer
Powder part no.	9011-0020
Recoater blade	EOS HSS Blade, two-sided recoating
Inert gas	Argon
Sieve	63 µm

Additional information	
Layer thickness	40 µm
Volume rate	up to 4 x 4.2 mm ³ /s

Heat Treatment

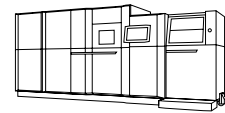
Heat treatment procedure conform to Aerospace Material Specification AMS 2774 and AMS 5662. As manufactured microstructure for additively manufactured IN718 consists of gamma phase (γ). Heat treatment for IN718 is required to produce desired microstructure and part properties (gamma double prime precipitates, γ''). Heat treatment is also used to relieve stresses.

Step 1:

Solution Annealing: hold at 954 °C (1750 °F) for 1 hour per 25 mm (0.98 inch) of thickness, air (Argon) cool

Step 2:

Ageing Treatment: hold at 718 °C (1325 °F) 8 hours, furnace cool to 621 °C (1150 °F) and hold at 621 °C (1150 °F) for total precipitation time of 18 hours, air (Argon) cool



Chemical and Physical Properties of Parts

Defects	Result	Number of samples
Average defect percentage	< 0.05	64
Max. pore size	< 100 μm	64

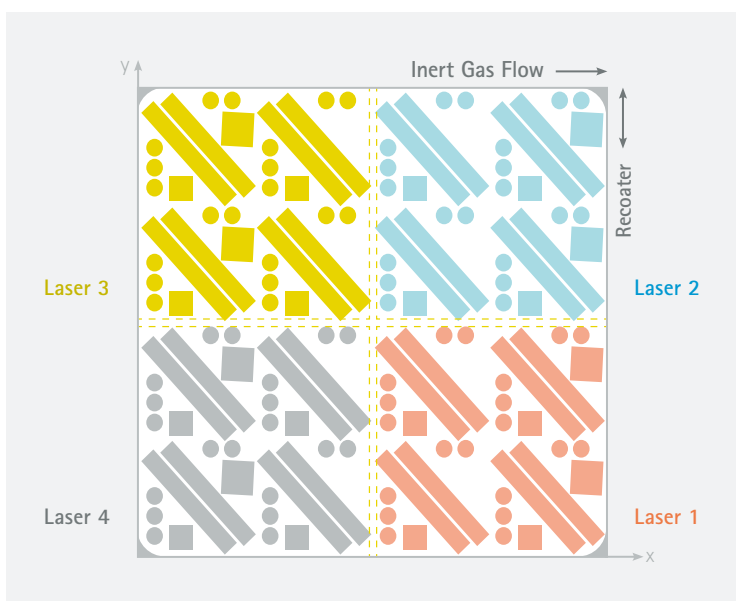
Mechanical Properties

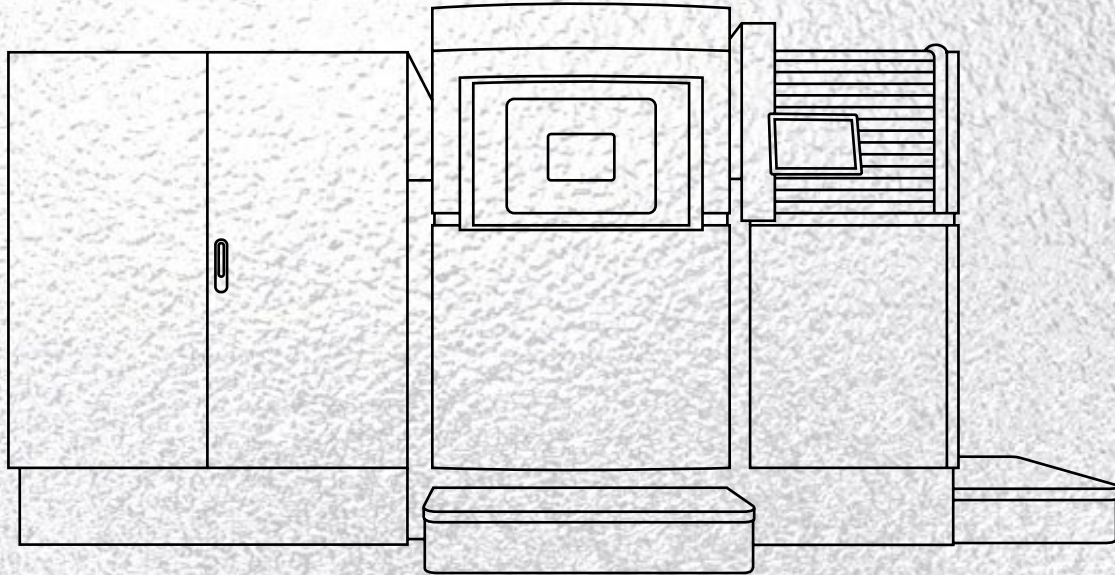
Typical part properties	Yield strength $R_{p0.2}$ [MPa]	Tensile strength R_m [MPa]	Elongation at break A [%]	Number of samples
As manufactured vertical	634	957	36	158
As manufactured horizontal	796	1092	27	62
Heat treated vertical	1141	1370	20	159
Heat treated horizontal	1267	1531	15	44

Mechanical properties tested according to EN ISO 6892-1 B10. The values in the table are average values. Heat treatment procedure in accordance with AMS 5662.

Layout of test job

Part properties based on 2 test jobs each for the as manufactured and heat treated data.





EOS NickelAlloy IN718 for EOS M 400-4 | 40 μm HiPro

Process Information
Heat Treatment
Physical Part Properties
Mechanical Properties

EOS NickelAlloy IN718 for EOS M 400-4 | 40 µm HiPro

Process Information

This process parameter includes two variations of the exposure set: the first one provides better productivity while the second one is optimized for enabling supportless manufacturing.

System set-up	EOS M 400-4
EOS material set	IN718 HiPro M400-4
EOSPAR name	IN718_040_M404_100
Software requirements	EOSPRINT 2.11 or newer, EOSYSTEM 2.15 or newer
Powder part no.	9011-0020
Recoater blade	EOS HSS Blade
Nozzle	Aerospike V2
Inert gas	Argon
Sieve	63 µm

Additional information

Layer thickness	40 µm
Volume rate	4 x 5.2 mm ³ /s
Min. wall thickness	Typical 0.3 - 0.4 mm

Heat Treatment

Heat treatment procedure conform to Aerospace Material Specification AMS 2774 and AMS 5662.

As manufactured microstructure for additively manufactured IN718 consists of gamma phase (γ). Heat treatment for IN718 is required to produce desired microstructure and part properties (gamma double prime precipitates, γ''). Heat treatment is also used to relieve stresses.


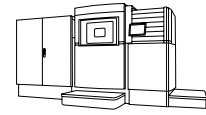
Step 1:

Solution Annealing: hold at 954 °C (1750 °F) for 1 hour per 25 mm (0.98 inch) of thickness, air (/argon) cool

Step 2:

Ageing Treatment: hold at 718 °C (1325 °F) 8 hours, furnace cool to 621 °C (1150 °F) and hold at 621 °C (1150 °F) for total precipitation time of 18 hours, air (/argon) cool

Chemical and Physical Properties of Parts



*Heat treated microstructure.
Etched with Kalling's II etchant.*

Defects	Result	Number of samples
Average defect percentage	0.01	10
Density, ISO3369	Result	Number of samples
Average density	min 8.15 g/cm ³	NA

Mechanical Properties

Typical part properties	Yield strength R _{p0.2} [MPa]	Tensile strength R _m [MPa]	Elongation at break A [%]	Number of samples
As manufactured vertical	643	979	29	14
As manufactured horizontal	775	1062	26	14
Heat treated vertical	1170	1410	13	33
Heat treated horizontal	1240	1490	14	28

Headquarters

EOS GmbH
Electro Optical Systems
Robert-Stirling-Ring 1
D-82152 Krailling/Munich
Germany
Phone +49 89 893 36-0
info@eos.info

www.eos.info

in EOS

🐦 EOSGmbH

🌐 EOS.global

📺 EOSGmbH

#ResponsibleManufacturing

Further Offices

EOS France
Phone +33 437 497 676

EOS Greater China
Phone +86 21 602 307 00

EOS India
Phone +91 443 964 8000

EOS Italy
Phone +39 023 340 1659

EOS Japan
Phone +81 45 670 0250

EOS Korea
Phone +82 2 6330 5800

EOS Nordic & Baltic
Phone +46 31 760 4640

EOS North America
Phone +1 877 388 7916

EOS Singapore
Phone +65 6430 0463

EOS UK
Phone +44 1926 675 110

Status 11/2021

EOS is certified according to ISO 9001. EOS® and EOSPRINT® are registered trademarks of EOS GmbH in some countries. For more information visit www.eos.info/trademarks.

Cover: This image shows a possible application.

Part properties stated above are provided for information purposes only and EOS makes no representation or warranty whatsoever, and disclaims any liability, with respect to actual part properties achieved with this material. Part properties are subject to variation and dependent on factors such as system parameters, process and test geometries. Therefore actual part properties may deviate and users of this material are exclusively responsible to determine its suitability for the intended use. The part properties stated above have been determined by testing this material with above specified type of EOS Laser Powder Bed Fusion system, EOSYSTEM and EOSPRINT software version, parameter set and operation in compliance with parameter sheet and operating instructions. Part properties are measured with specified measurement methods using defined test geometries and procedures. Further details of the test procedures used by EOS are available on request.

Important Note

This data sheet specifies the powder properties of the EOS powder type referenced above. If you purchase powder from EOS, EOS will deliver such powder in conformity with the version of this data sheet prevailing at the time of your order. If you purchase powder from any source other than EOS, EOS makes no warranties or representations with respect to powder properties to you whatsoever, and claims with respect to the quality or properties of EOS powder are available only against the seller of such powder in accordance with your agreement with the seller, not against EOS. EOS data sheets are subject to change without notice. This data sheet does not constitute a guaranty or warranty of properties or fitness for a specific purpose and may not be relied upon as such. Properties of EOS powder are available only against the seller of such powder in accordance with your agreement with the seller, not against EOS.

EOS data sheets are subject to change without notice. This data sheet does not constitute a guaranty or warranty of properties or fitness for a specific purpose and may not be relied upon as such.

